

Harbor Hill Elementary School SAFETY TRAINING PRESENTATION

Updated August 2018



Jessica Kemler, Principal
Mary Wood, Assistant Principal

Stephanie Curcio, District Safety Consultant

What does




mean to you?

Ways that we keep ourselves safe:



- We wear seatbelts when we ride in a car to protect ourselves in case of an accident.
- We cross in the crosswalk so that drivers know to look for crossing pedestrians.
- We go to the doctor and get vaccinations so we don't get sick.



**In school, we do
many things to help
keep ourselves safe.**

There are 5 ways we keep ourselves safe in school. Here are 2:

Shelter-In Place



- Usually used when there is severe weather.
- Students will be relocated to a safe place without windows, usually a hallway.

Hold-In Place



- Used for short-term emergencies in which we need to limit movement in a specific area in the building.

Let's look closely at these 3:



Evacuate



Lock-Out



Lockdown



EVACUATE!



EVACUATE means to get out of the building immediately.

An evacuation drill is a way for us to practice using an exit in case of an emergency inside the building in which we need to get out as quickly as possible (such as a fire, gas leak, chemical spill, etc.)



EVACUATE!



- If you have to evacuate the building you will hear the fire alarm sound. You may also see the strobe (flashing).
- You might hear an announcement over the PA system that gives every adult and student special directions.
- Students will follow the direction of their teachers and proceed to their assigned location until they can return to the school.

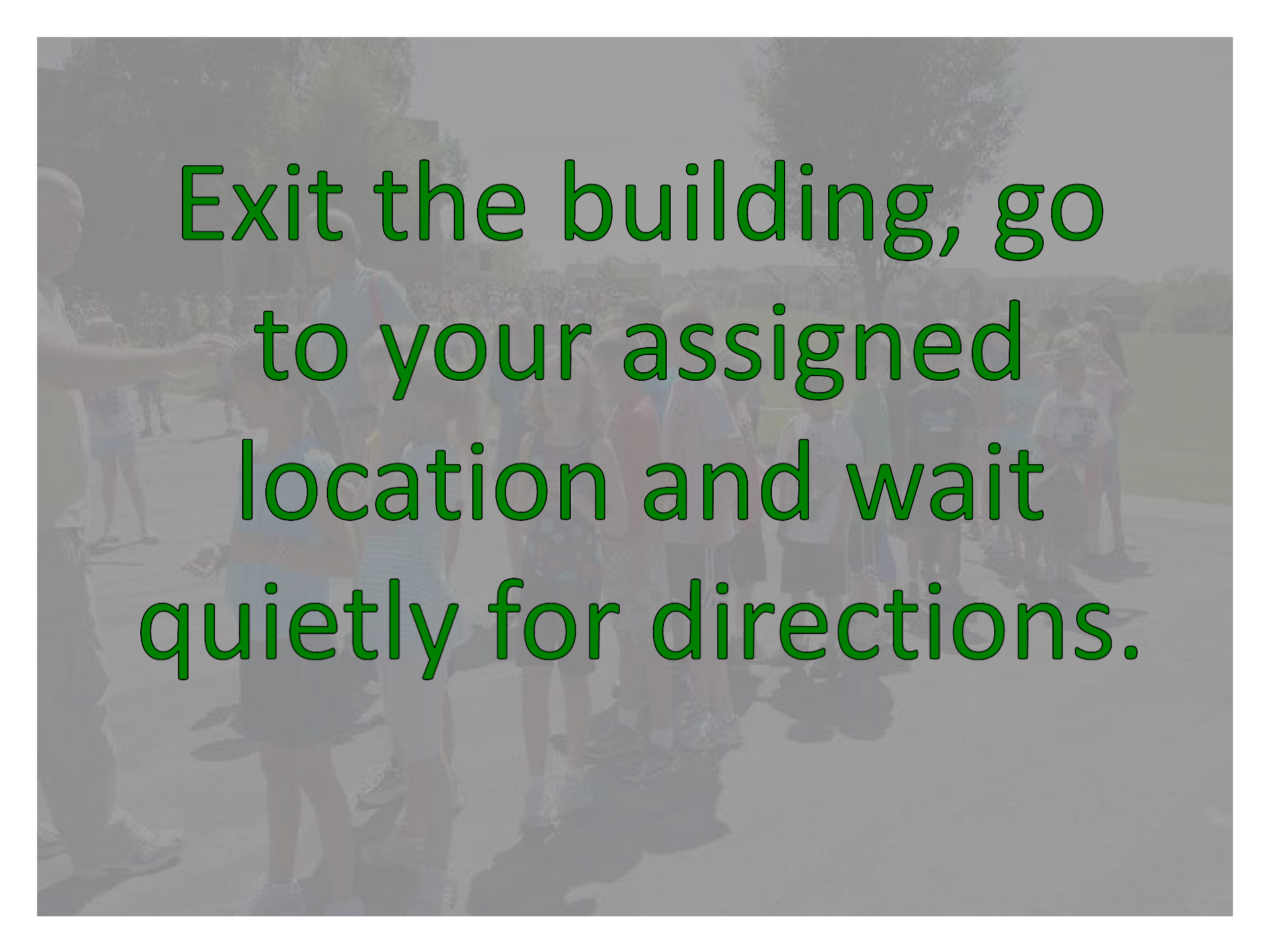


During an Evacuation

Stop talking and listen for
directions from your
teacher or other adult.



Line-up and wait
quietly for directions.



Exit the building, go
to your assigned
location and wait
quietly for directions.



EVACUATE!



If you are in the hallway or a bathroom without an adult and the EVACUATE directive is given:

- Walk to the nearest classroom and tell the teacher that you are from another class.
- You will exit the building quietly with that class.
- The teacher you are with will let your teacher know where you are.



LOCK-OUT



LOCK-OUT! Is a DIRECTIVE that tells you that there is a problem OUTSIDE of the school, and we need to stay INSIDE.

During a LOCK-OUT
NO ONE will be allowed
to enter or exit the building
until the LOCK-OUT Directive has ended.



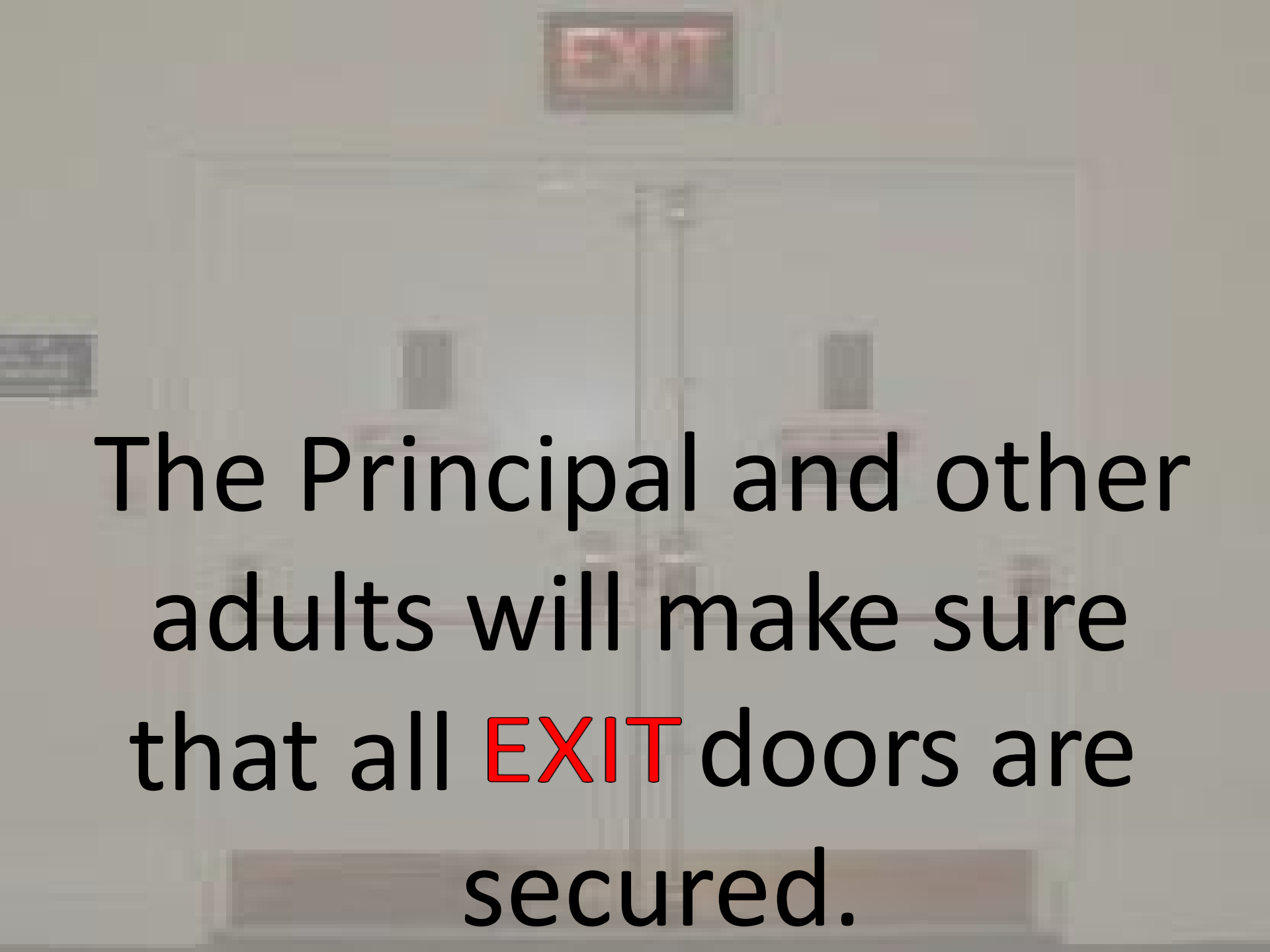
LOCK-OUT



- You will hear this announcement over the PA system: “Attention. This is a LOCK-OUT. Secure the exit doors.”
- Students will continue their current activities inside the building (business as usual) and follow the directions of their teachers.
- Students and staff should stay away from windows and entrance/exit doors.
- The LOCK-OUT is over when you hear this announcement: “The LOCK-OUT has been lifted”.

*During a LOCK-OUT, there will be only indoor recess.

** Students will not be released from school for any reason until the LOCK-OUT is lifted.



The Principal and other adults will make sure that all **EXIT** doors are secured.



www.shutterstock.com · 5808763



Teachers and students
will continue with their
regular school day.



If you are in the hallway or a bathroom without an adult and the LOCK-OUT directive is given:

- Continue to do whatever it is you are doing and return to the place where you were.
- If you are outside at recess, you will be directed inside by your lunch monitors.



LOCKDOWN



Lockdown! that tells you that there is a problem INSIDE the building and we need to go to a SAFE place. All adults in the school know where all the SAFE places are in the building.

SAFE places in the building include:

- The corner of your locked classroom.
- Inside a locked bathroom.
- In a locked office.



LOCKDOWN



You might here an announcement over the PA System that says: Attention, we are in lockdown. But sometimes, there might not be an announcement.

Follow the directions of the adults and proceed to the nearest safe place.

Wait ***quietly*** until help arrives.



LOCKDOWN



All adults will quickly peek into the hallway, if possible, and pull any adults and children inside.

Adults will then be closing and locking the doors and everyone will move into a safe place. Once the doors are closed and locked, they will only be opened by police officers.



LOCKDOWN



If you are in the hallway and the LOCKDOWN directive is given, proceed to the nearest classroom and follow the directions of the adult to get to the nearest safe place.

If you are in the bathroom and the LOCKDOWN directive is given:
STAY in the bathroom stall and lock it, sit on the seat, pull your legs/feet up and remain as still and quiet as you can.

If you are in the cafeteria and the LOCKDOWN directive is given:
Follow the direction of the lunch monitors and proceed to a safe place. Stay as still and quiet as possible.

If you are outside at recess and the LOCKDOWN directive is given:
The lunch monitors will ask you to quickly and quietly move to another location away from the school.



LOCKDOWN



During a LOCKDOWN no one moves until help arrives (even if the fire alarm goes off).

All person in the building will remain in their safe place, being as still and quiet as possible.

Police Officers will enter the building, ensure it is safe, and then unlock classroom/office doors and direct/escort all persons out of the building.

Reflections...

How do you feel after today's presentation?

Is there anything you are still wondering about?

What can you do if you have any questions or concerns?

Harbor Hill is a fun
and safe place to
learn! 😊



Important Parent Information



- In the event that an evacuation occurs and we are unable to return to the building, your child will remain with his/her class and be transported to another location.
 - You will be notified via Connect Ed regarding your child's new location.
 - Dismissal information will be provided if necessary.
- * Please DO NOT come to the school/alternate location to pick up your child unless directed to do so.



Important Parent Information



In the event that a LOCK-OUT occurs:

- You will be notified via Connect Ed that the school is in LOCK-OUT.
- NO ONE will be allowed to enter or exit the building for any reason.
- All students that are outside the building will immediately be brought inside.
- All parents outside of the building will be escorted inside or asked to leave (and will not be permitted to take their children with them if they do not already have them).
- All students who are not yet in school should remain at home.
- If a LOCK-OUT occurs during dismissal, students will NOT be dismissed until it is safe to do so.

* Please DO NOT come to the school for any reason as we will be unable to let you in and/or accept/release your child.



Important Parent Information



In the event that a Lockdown occurs:

- You will be notified via Connect Ed that the school is in Lockdown.
- Please remain calm and await further information/instructions.

* Although your first instinct will be to get to your child as soon as possible, please DO NOT come to the school. We need to keep the area free and clear of traffic to assist first responders in accessing the building quickly. Rest assured we will keep your child as calm, safe and comfortable as we can. We will notify you as soon as possible regarding a reunification plan.